

**COMMUNITY DEVELOPMENT  
FINANCIAL INSTITUTIONS FUND**

UNITED STATES DEPARTMENT OF THE TREASURY



---

CDFI BOND  
GUARANTEE  
PROGRAM

---

GUARANTEE  
APPLICATION  
FY 2014

---



## Introduction

Under the CDFI Bond Guarantee Program, a Qualified Issuer that wishes to apply to the CDFI Fund for a Guarantee must submit a Guarantee Application in the form and with the substance that is described herein. A Qualified Issuer must provide all required information in its Guarantee Application to establish that it meets all required criteria to receive a Guarantee and can carry out all Guarantee requirements including, but not limited to, information that demonstrates that the Qualified Issuer has the appropriate expertise, capacity, and experience and is qualified to make, administer and service Bond Loans for Eligible Purposes. The Guarantee Application includes a Capital Distribution Plan, as well as a Secondary Capital Distribution Plan for each Eligible CDFI, among other items. The Guarantee Application must demonstrate that the Qualified Issuer and the proposed Eligible CDFIs have a feasible plan to successfully repay the Bond (including principal, interest, and call premiums) and Bond Loans according to their respective terms, to the satisfaction of the CDFI Fund.

After receipt of a Guarantee Application, the CDFI Fund may request additional, clarifying, confirming or supplemental information on the materials submitted as part of the Guarantee Application.

In order to understand the CDFI Bond Guarantee Program and the roles and responsibilities of the Qualified Issuer, interested parties should review and become familiar with the regulations that govern the program, set forth at 12 C.F.R. 1808 (the Regulations). In addition, Applicants should review and become familiar with the Notice of Guarantee Availability (NOGA) published with respect to FY 2014 Qualified Issuer Applications and Guarantee Applications. The Regulations and NOGA may be found on the CDFI Fund's website as [www.cdfifund.gov](http://www.cdfifund.gov). Capitalized terms in the Guarantee Application are defined in the Regulations.

For purposes of the Guarantee Application, the term "Applicant" also refers to the Qualified Issuer, any Affiliates and third-party entities (i.e., the Program Administrator and the Servicer) that seek to participate in performing the duties of the Qualified Issuer under the proposed Guarantee, as well as each Eligible CDFI that is proposed to participate in the Bond Issue.

Guarantee Applications may be submitted concurrently with Qualified Issuer Applications. However, the CDFI Fund will not recommend a Guarantee Application for approval until it has determined that the entity proposing to serve as the Qualified Issuer meets the requirements of the Regulations.

The Guarantee Application must contain all required documentation. In addition to information regarding the Qualified Issuer (and its Program Administrator and Servicer), certain documentation must be submitted with regard to each proposed Eligible CDFI.

This document provides the format, document organization, naming conventions, and description of requested documentation for Qualified Issuers and Eligible CDFIs to be submitted as part of the Guarantee Application. The Guarantee Application must follow the standardized naming conventions and file organization detailed below.

Under the Paperwork Reduction Act (44 U.S.C. chapter 35), an agency may not conduct or sponsor a collection of information, and an individual is not required to respond to a collection of

information, unless it displays a valid Office of Management and Budget (OMB) control number. Pursuant to the Paperwork Reduction Act, the Guarantee Application has been assigned the following control number: 1559-0044. Expiration Date: 12/31/2013.

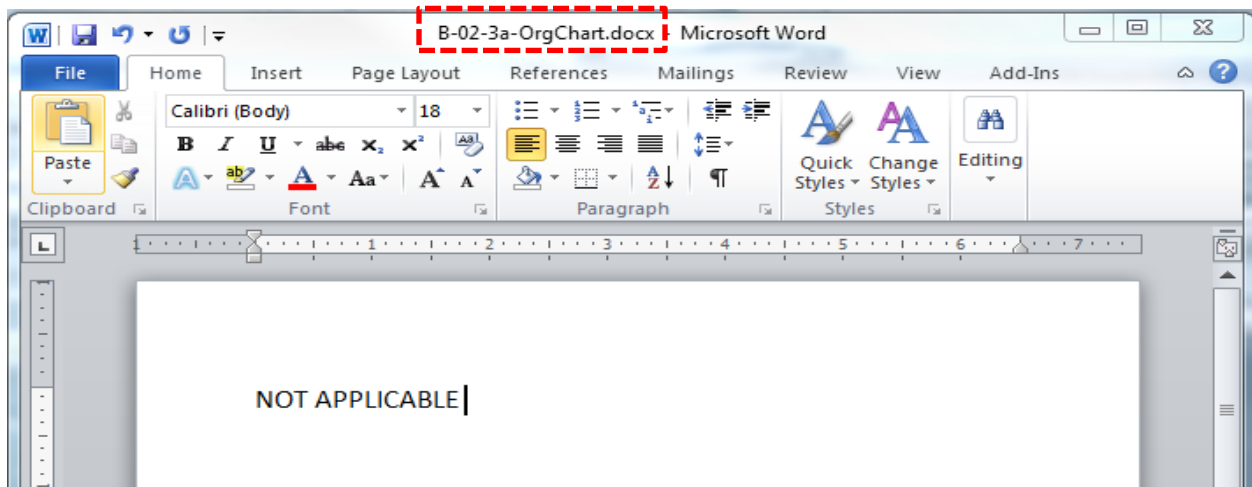
## Document Format

Documentation should be submitted in Microsoft Word, unprotected Microsoft Excel, Adobe PDF, or other mediums as appropriate. Narratives must be submitted in Microsoft Word format in single-spaced, 12 point Arial or Times New Roman font. **Please follow the file naming conventions and descriptions listed in this document.**

## Missing or Not Applicable Documentation

If a specific document is not applicable or otherwise not available, the Applicant must submit a placeholder file stating that the requested document is “Not Applicable”, as appropriate, in place of the file. The placeholder file must retain the naming convention of the respective file it was meant to replace. See Figure 1 for an example.

*Figure 1: Sample Documentation Stating Non-Provision*



## Document Organization and Submission

**NOTE: both the Qualified Issuer Application and each of the “Guarantee Application-Eligible CDFI Portion(s)” must be submitted before the “Guarantee Application- Qualified Issuer Portion” can be submitted.**

Applications will be submitted via the MyCDFIFund portal and all documents must be uploaded according to a specified file structure. Guarantee Application submission is first divided into a Qualified Issuer (QI) portion and one or more Eligible CDFI portions. Organizations that do not currently have MyCDFIFund accounts must register their organization and assign a user according to the instructions found on [www.cdfifund.gov/MyCDFI](http://www.cdfifund.gov/MyCDFI). Eligible CDFIs may consider granting the Qualified Issuer access as a user to their organization so that the QI can monitor

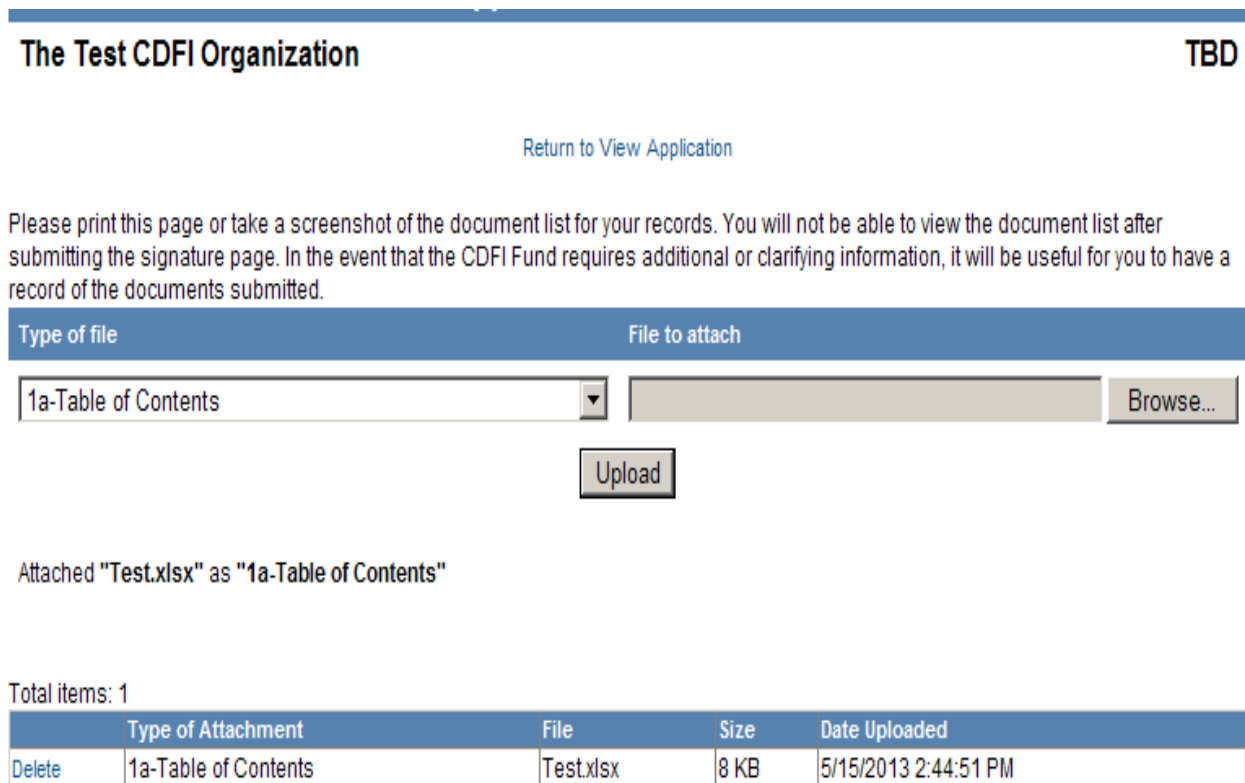
the progress of the application process. Once completed, the applicant can login to their account and choose “Guarantee Application- Qualified Issuer Portion” or “Guarantee Application- Eligible CDFI Portion” from the list of possible applications.

The files for the Qualified Issuer of the proposed Bond Issue should be uploaded under the application entitled “Guarantee Application- Qualified Issuer Portion” and the files for each Eligible CDFI should be uploaded separately under “Guarantee Application- Eligible CDFI Portion.” The files for the Qualified Issuer should be titled “QI Name-Section-File” (e.g.: QI-6-Credit Enhancement). Each Eligible CDFI within the proposed Bond Issue should have its own dedicated set of files which should be titled “Name of Eligible CDFI-Section-File Name” (e.g.: CDFI Name-1-TOC).

**Begin with the Eligible CDFI portions of the Guarantee Application.**

Carefully follow the instructions found on MyCDFIFund, and upload the application documents following the naming conventions and descriptions listed below in this document. Applications will be submitted via the MyCDFIFund portal and all documents must be uploaded according to the specified file structure.

**Figure 2: Screenshot of File Upload Interface**



**NOTE: MyCDFIFund cannot accept files larger than 15 megabytes. If any files such as PDFs are larger than 15MB, please save and upload the files in multiple parts.**

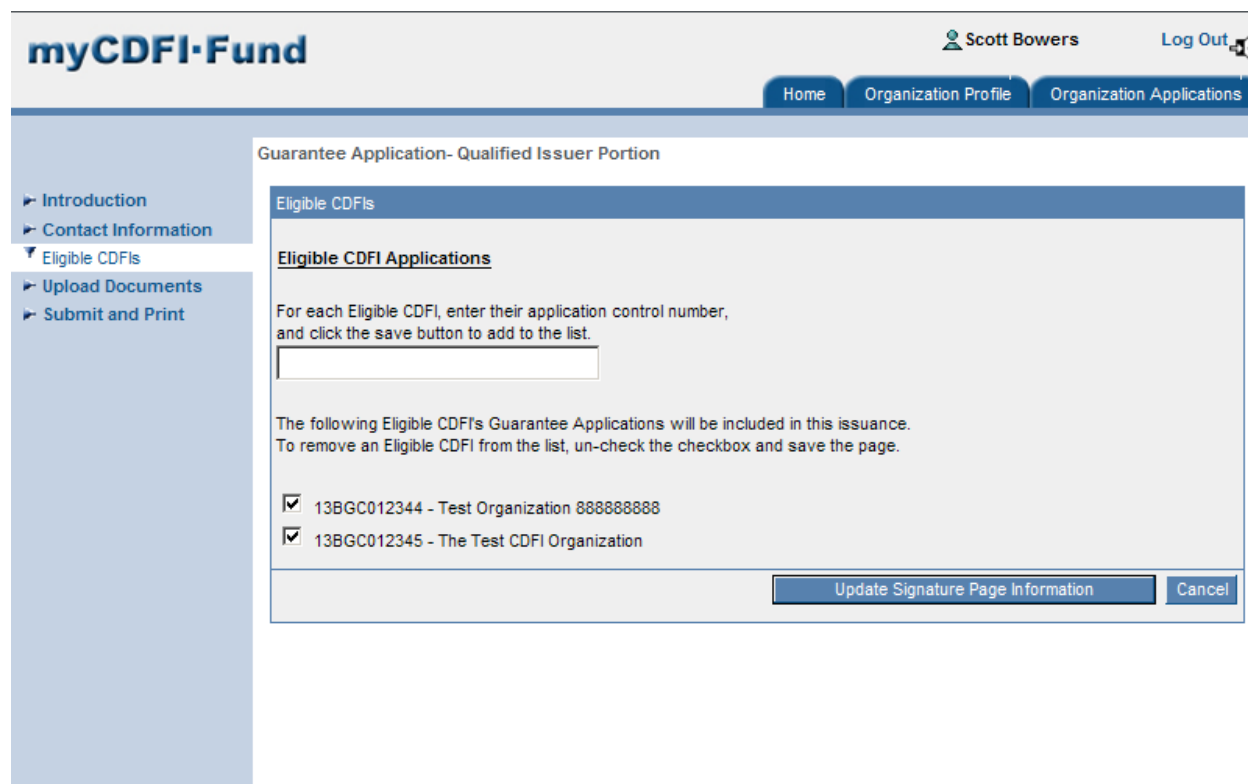
The Eligible CDFI’s portion of the application process is completed by submitting a “Signature Page”. You will not be able to make any edits to the application materials unless requested to

do so by the CDFI Fund. Once the Signature Page has been submitted, print a copy of the Submission Status Page, which will include your Eligible CDFI Control Number and retain this for your records. You will need to give the Eligible CDFI Control Number to your Qualified Issuer for it to submit the Signature Page associated with its portion of the Guarantee Application.

**The Eligible CDFI Control Number follows the format ##-BGC-#####.**

Once the Qualified Issuer has all of the Eligible CDFI Control Numbers for each of the CDFIs that are part of the proposed pool, the Qualified Issuer can complete its portion of the Guarantee Application. The Qualified Issuer will use the MyCDFIFund interface to upload the Eligible CDFI Control Numbers and associate those entities with the proposed pool. See the figure below.

**Figure 3: Screenshot of E-CDFI Control Number Interface**



The entire application process is completed by submitting the Qualified Issuer’s “Signature Page”. You will not be able to make any edits to the application materials unless requested to do so by the CDFI Fund. Once the Signature Page has been submitted, print a copy of the Submission Status Page, which will include your Qualified Issuer’s Control Number and retain this for your records.

The Control Number for the overall Guarantee Application follows the format ##-#-BG-#####.

If you require assistance or have any questions, please call at (202)653-0376, or email at [BGP@cdfi.treas.gov](mailto:BGP@cdfi.treas.gov)

# 1.0 Qualified Issuer Capital Distribution Plan

Section	Document	Included	Format
A-1	Checklist	<input type="checkbox"/>	PDF
A-2	<b>Qualified Issuer Information and No Material Change Certification</b> A. No Material Change Certification B. SF-424 C. Federal assurances and certifications D. EIN/TIN letter	<input type="checkbox"/> <input type="checkbox"/> <input type="checkbox"/> <input type="checkbox"/>	PDF (All)
A-3	Bond Issue narrative	<input type="checkbox"/>	Word
A-4	Statement of Proposed Sources and Uses of Funds	<input type="checkbox"/>	Excel
A-5	Bond Issue Qualified Issuer cash flow model	<input type="checkbox"/>	Excel
A-6	Credit Enhancement	<input type="checkbox"/>	Word
A-7	Draft Term Sheet	<input type="checkbox"/>	Word

## 2.0 Secondary Capital Distribution Plan(s)

Section	Document	Included	Format
B-ID-1	Checklist	<input type="checkbox"/>	PDF
B-ID-2	<b>Eligible CDFI Organization and Contact Information</b> A. SF-424 B. Federal assurances and certifications C. EIN/TIN letter D. Organizational Structure	<input type="checkbox"/> <input type="checkbox"/> <input type="checkbox"/> <input type="checkbox"/>	PDF (All)
B-ID-3	Secondary Capital Distribution Plan Narrative	<input type="checkbox"/>	Word
B-ID-4	Eligible CDFI Statement of Proposed Sources and Uses of Funds	<input type="checkbox"/>	Excel
B-ID-5	Eligible CDFI Cash Flow Model	<input type="checkbox"/>	Excel
B-ID-6	<b>Organizational Capacity</b> A. Eligible CDFI organizational chart B. Organizational Documents i. Articles of incorporation ii. By-laws iii. Good standing certificate iv. 501(c)(3) letter  C. Management or operating agreement D. Key management analysis E. Board of directors information F. Governance narrative G. Senior managers' biographies H. Employee information I. Independent reports J. Strategic plan and related progress reports K. Management Information Systems report	<input type="checkbox"/> <input type="checkbox"/> <input type="checkbox"/> <input type="checkbox"/> <input type="checkbox"/>  <input type="checkbox"/> <input type="checkbox"/> <input type="checkbox"/> <input type="checkbox"/> <input type="checkbox"/> <input type="checkbox"/> <input type="checkbox"/> <input type="checkbox"/> <input type="checkbox"/> <input type="checkbox"/> <input type="checkbox"/>	PDF  PDF PDF PDF PDF  PDF Word Excel PDF PDF PDF PDF PDF PDF
B-ID-7	<b>Policies and Procedures</b> A. Asset-liability policy B. Loan policies and procedures	<input type="checkbox"/> <input type="checkbox"/>	PDF PDF
B-ID-8	<b>Financial Statements</b> A. Most recent three years of audited financial statements B. Current year to date financial statements C. Current year's approved budget	<input type="checkbox"/> <input type="checkbox"/> <input type="checkbox"/>	PDF PDF PDF

	D. Three year operating projection E. Appropriate Federal Banking Agency or Appropriate State Agency information	<input type="checkbox"/> <input type="checkbox"/>	Excel PDF
<b>B-ID-9</b>	<b>Loan Portfolio</b> A. Loan portfolio quality report B. Pipeline report C. Portfolio listing D. Other assets under management (non-owned) E. Loan products F. Independent loan review report G. Impact report case studies H. Loan portfolio by risk rating I. Cumulative financing transactions	<input type="checkbox"/> <input type="checkbox"/> <input type="checkbox"/> <input type="checkbox"/> <input type="checkbox"/> <input type="checkbox"/> <input type="checkbox"/> <input type="checkbox"/> <input type="checkbox"/> <input type="checkbox"/>	Excel Excel Excel PDF PDF PDF PDF PDF Excel Excel
<b>B-ID-10</b>	<b>Funding Sources and Capitalization</b> A. Current grant information B. Funding projections C. Credit Enhancements D. Historical investor renewal rate E. Covenant compliance F. Off balance sheet contingencies G. Earned revenues H. Debt capital statistics	<input type="checkbox"/> <input type="checkbox"/> <input type="checkbox"/> <input type="checkbox"/> <input type="checkbox"/> <input type="checkbox"/> <input type="checkbox"/> <input type="checkbox"/>	Excel Excel Word Excel Excel Excel Excel Excel



# Documentation Checklist Contents

The following sections provide descriptions and naming conventions for the requested documentation for the Qualified Issuer and Eligible CDFIs in a Bond Issue.

## 1. Capital Distribution Plan (Qualified Issuer)

The Capital Distribution Plan is the component of the Guarantee Application that demonstrates the Qualified Issuer’s comprehensive plan for lending, disbursing, servicing, and monitoring each Bond Loan. The Capital Distribution Plan includes, among other components, a Statement of Proposed Sources and Uses of Funds and one or more Secondary Capital Distribution Plans. The Secondary Capital Distribution Plans will be uploaded as part of the Eligible CDFI materials in Section 2.0

The following is guidance for compiling the information for the Capital Distribution Plan items listed in Section 1.0 of the Guarantee Application. Please note that to provide consistency between Guarantee Applications, each file will have specific naming conventions that should be followed.

The files noted below should be uploaded to the appropriate section of the myCDFIFund submission page.

Item	Discussion	Format	Naming Convention
<b>A-1: Checklist</b>			
Capital Distribution Plan Checklist	The Applicant must submit the Capital Distribution Plan Checklist as part of the application materials in myCDFIFund.	PDF, Template provided by CDFI Fund	A-1-Checklist

Item	Description	Format	Naming Convention
<b>A-2: Qualified Issuer Information and No Material Change Certification</b>			
No Material Change Certification	<p>If the Qualified Issuer Application is not submitted in concurrence with this Guarantee Application, the Qualified Issuer shall provide a scanned document, using the Certification of Material Events form, certifying that no material changes have occurred regarding the organization and certifications provided in the previously submitted Qualified Issuer Application. Further, should any material changes occur while the Guarantee Application is under review, the Qualified Issuer shall notify the CDFI Fund in a timely manner.</p>	PDF, Template provided by the CDFI Fund	A-2A-Material Change
SF-424	<p>The Qualified Issuer must provide a Standard Form SF-424 with organizational contact information for the Guarantee Application, regardless of whether it is submitted in concurrence or separately from the Qualified Issuer Application. The Qualified Issuer must provide the following information:</p> <ul style="list-style-type: none"> <li>• Applicant legal name</li> <li>• Employer/Taxpayer Identification Number (EIN/TIN)</li> <li>• DUNS number</li> <li>• Mailing address, including 9-digit zip code</li> <li>• Contact name, email address, and telephone number</li> <li>• Contact position/title</li> <li>• Authorized Representative name, email address, and telephone number</li> <li>• Authorized Representative position/title</li> <li>• Signature</li> </ul>	PDF, Template provided by the CDFI Fund	A-2B-SF424

Item	Description	Format	Naming Convention
Federal Assurances and Certifications	The Qualified Issuer shall also provide an initialed Federal Assurances and Certifications with the SF-424 for the Guarantee Application, regardless of whether it is submitted in concurrence or separately from the Qualified Issuer Application.	PDF, Template provided by the CDFI Fund	A-2C-Certifications
EIN/TIN letter from IRS	The Qualified Issuer must provide a copy proof of its EIN/TIN letter from the IRS.	PDF	A-2D-IRS Letter

Item	Description	Format	Naming Convention
<b>A-3: Bond Issue Narrative</b>			
Bond Issue Narrative	<p>Provide a narrative no more than 10 single-sided pages in length of proposed uses of funds (Bond Proceeds), including the extent to which Bond Loans will serve Low-Income or Underserved Rural Areas. The narrative must include the amount of the Bond Issue (minimum and maximum of \$100 million and \$500 million, respectively) and the amount of each Bond Loan (minimum of \$10 million)</p> <p>The narrative must describe the Qualified Issuer's plan for lending, disbursing, servicing, and monitoring each Bond Loan. In addition, the narrative must concisely describe the aggregate activities relating to the Bond Guarantee Program of each of the underlying Eligible CDFIs.</p>	Word	A-3-Bond Issue Narrative

Item	Description	Format	Naming Convention
<b>A-4: Bond Issue Statement of Proposed Sources and Uses of Funds</b>			
Bond Issue Statement of Proposed Sources and Uses of Funds	<p>Provide a consolidated table detailing the specific uses and timing of disbursements for the proposed Bond Issue. The Bond Issue Sources and Uses of Funds should be informed by Eligible CDFIs' Statement of Proposed Uses of Funds to include the following information per disbursement of funds:</p> <ul style="list-style-type: none"> <li>• Date of disbursements</li> <li>• Amount of disbursement</li> <li>• Term of disbursement</li> <li>• Amortization schedule for each disbursement</li> <li>• Relending plan for each Eligible CDFI.</li> </ul> <p>The statement should indicate that sources of funds to repay principal and interest on the Bond and Bond Loan.</p> <p>The consolidated table should demonstrate that 100 percent of Bond proceeds will be used for Eligible Purposes.</p>	Excel	A-4-Sources and Uses

Item	Description	Format	Naming Convention
<b>A-5: Bond Issue Qualified Issuer Cash Flow Model</b>			
Cash Flow Model	<p>The Qualified Issuer should provide a working cash flow model of the proposed Bond Issue. The cash flow model should track the flow of funds through the Qualified Issuer and Eligible CDFIs through the term of the Bond Issue. This financial model should include disbursement and repayments for Bonds, Bond Loans, and Secondary Loans, as well as associated interest, and fees. The cash flow model should also demonstrate an understanding of the mechanics of the Relending Fund if utilized.</p> <p>The cash flow model should match the aggregated cash flows of each of the underlying Eligible CDFIs.</p>	Excel	A-5-Cash Flow Model

Item	Description	Format	Naming Convention
<b>A-6: Credit Enhancements</b>			
Credit Enhancements	<p>Provide a description of Credit Enhancements, if any, which may be applicable to any and all Eligible CDFIs presented in this Guarantee Application. Include for each Credit Enhancement the following information, as relevant:</p> <ul style="list-style-type: none"> <li>• Provider of Credit Enhancement</li> <li>• Amount of Credit Enhancement, term and any specific conditions (maturity, expiration, or renewal options)</li> <li>• Indicate any limiting conditions or revocability of the Credit Enhancement.</li> <li>• Relevant terms and language to clarify the exact nature of the Credit Enhancement.</li> </ul> <p>Additionally, provide the amount and quality of any other financial resources to be pledged, or risk mitigation to be provided, by an Affiliate of the Eligible CDFI through its management structure. Provide specific terms and language to clarify the exact nature of the resources to be pledged.</p>	Word	A-6-Credit Enhancements

Item	Description	Format	Naming Convention
<b>A-7: Draft Term Sheet(s)</b>			
Term Sheets	<p>For each Eligible CDFI that is part of the proposed Bond Issue, provide a draft Term Sheet using the template provided on the CDFI Fund’s website in Appendix D to the Agreement to Guarantee. The draft Term Sheet should clearly state:</p> <ul style="list-style-type: none"> <li>• Any requested prepayment provisions;</li> <li>• Unique conditions precedent;</li> <li>• Proposed covenants and exact calculations; and,</li> <li>• Terms and exact language describing any Credit Enhancements.</li> </ul>	Word, Template provided by CDFI Fund	A-7-Term Sheets

## 2. Secondary Capital Distribution Plan (Eligible CDFI)

The Secondary Capital Distribution Plan section lists the documentation to be submitted regarding each Eligible CDFI represented by the Guarantee Application. The Secondary Capital Distribution Plan must demonstrate comprehensive plans for lending, disbursing, servicing and monitoring Secondary Loans, including a description of how the proposed Secondary Loans will meet Eligible Purposes. The documentation listed in this checklist is to be provided for each Eligible CDFI in the proposed Bond Issue. **Please Note: Only Certified CDFIs may apply as part of a proposed Bond Issue. Entities that are not certified CDFIs may not apply to be an Eligible CDFI as part of a proposed Bond Issue.**

The table below provides guidance for compiling the information for Eligible CDFI items listed in Section 2.0 of the Guarantee Application. Please note that to provide consistency between Guarantee Applications, each item will have specific naming conventions that should be followed.

Files for each Eligible CDFI within the proposed Bond Issue should be uploaded to the appropriate section of the myCDFIFund submission page and should be titled “B-ID-Name of Eligible CDFI” (e.g.: B-02-CDFI Name). The ID number refers to each CDFI in the proposed Bond Issue, and is used to ensure that files for different CDFIs are not comingled.

Item	Discussion	Format	Naming Convention
<b>B-ID-1: Table of Contents and Checklist</b>			
Checklist	Each Eligible CDFI must submit a Secondary Capital Distribution Plan Checklist as part of the application materials in myCDFIFund.	PDF, Template provided by CDFI Fund	B-ID-1-Secondary Checklist

Item	Discussion	Format	Naming Convention
<b>B-ID-2 : Eligible CDFI Organization and Contact Information</b>			
Eligible CDFI Organization and Contact Information	<p>This section consists of the Standard Form-424 (SF-424) with the following sections filled out:</p> <ul style="list-style-type: none"> <li>• Applicant legal name</li> <li>• Employer/Taxpayer Identification Number (EIN/TIN)</li> <li>• DUNS number</li> <li>• Mailing address, including 9-digit zip code</li> <li>• Contact name, email address, and telephone number</li> <li>• Contact position/title</li> <li>• Authorized Representative name, email address, and telephone number</li> <li>• Authorized Representative position/title</li> <li>• Signature</li> </ul>	SF-424, Template provided by CDFI Fund	B-ID-2A-SF 424
Federal Assurances and Certifications	The CDFI Fund will provide a template of all certifications to which the Eligible CDFI must attest, including Federal Assurances and Certifications.	PDF, Template provided by CDFI Fund	B-ID-2B-Certifications
EIN/TIN Letter	Each Eligible CDFI must submit proof of the EIN/TIN letter from the IRS.	PDF	BI-ID-2C-IRS Letter

Organizational Structure	Provide a scanned copy of the Applicant’s network of Affiliates or subsidiaries which indicates the relationship between the entities (i.e. ownership, control, etc.) The chart should note whether the assets of the Eligible CDFI and the related organization would be comingled in a bankruptcy estate, or relies on any Affiliate or parent organization financial support or management services. A brief narrative should also detail the purpose of each organization and if the affiliated organization’s financial information is rolled up into the consolidated statement of the Eligible CDFI.	PDF	B-ID-2D-Organizational Structure
--------------------------	---	-----	----------------------------------

Item	Discussion	Format	Naming Convention
<b>B-ID-3: Secondary Capital Distribution Plan Narrative</b>			
Secondary Capital Distribution Plan Narrative	Provide a narrative no more than 10 single-sided pages in length of proposed uses of funds. In particular, the Eligible CDFI must: (1) attest that 100 percent of the Bond Loan proceeds shall be used to make Secondary Loans according to Secondary Loan Requirements; (2) indicate the expected asset classes to which it will lend under Secondary Loan Requirements; (3) provide examples of previous lending and years of experience lending to a specific asset class; (4) describe how its Secondary Loan products in each asset class will address specific market gaps in available financing; (5) describe the extent to which Secondary Loans will serve Low-Income Areas or Underserved Rural Areas, how the Secondary Loans will contribute to community development, and the extent to which it expects to contribute to	Word	B-ID-3-Narrative



Item	Discussion	Format	Naming Convention
<b>B-ID-3: Secondary Capital Distribution Plan Narrative</b>			
	<p>comprehensive community revitalization strategies in those areas; (6) describe the Eligible CDFI's plan for lending, disbursing, servicing, and monitoring Secondary Loans; (7) if it plans to acquire the capabilities to lend to specific asset classes, describe how it will obtain this capacity; and (8) a community impact analysis, including how Secondary Loans will address financing needs that the private market is not adequately serving, as well as specific community benefit metrics.</p>		

Item	Discussion	Format	Naming Convention
<b>B-ID-4: Eligible CDFI Statement of Proposed Sources and Uses of Funds</b>			
Statement of Proposed Uses of Bond Loan Funds	<p>Provide a table detailing the specific uses and timing of disbursements of the Bond Loan. Include the following information per disbursement of funds:</p> <ul style="list-style-type: none"> <li>• Date of disbursements</li> <li>• Amount of disbursement</li> <li>• Term of disbursement</li> <li>• Amortization Schedule for each disbursement</li> <li>• Estimated rate</li> <li>• Applicable fees</li> <li>• Relending plans</li> <li>• Expected asset classes to be used</li> </ul> <p>The total dollar amount of disbursements should be equal to the amount requested by the organization under the Qualified Issuer's Sources and Uses of Funds.</p>	Excel	B-ID-4-Proposed Uses

Item	Discussion	Format	Naming Convention
<b>B-ID-5: Eligible CDFI Cash Flow Model</b>			
Cash Flow Model	<p>The Eligible CDFI should provide a working cash flow model of the proposed Bond Loan. The cash flow model should track the flow of funds through the Qualified Issuer and Eligible CDFI through the term of the Bond Issue. This financial model should include disbursement and repayments for Bonds, Bond Loans, and Secondary Loans, as well as associated interest, fees, and other costs. The cash flow model should also demonstrate an understanding of the mechanics of the Relending Fund, if utilized.</p> <p>The cash flow model should match each Eligible CDFI's portion of the Qualified Issuer's cash flow model.</p>	Excel	B-5-Cash Flow Model

Item	Discussion	Format	Naming Convention
<b>B-ID-6: Organizational Capacity</b>			
Eligible CDFI Organizational Chart	Provide documentation showing the Management Organization hierarchy down to individual or manager level, as appropriate to the Applicant. Both individual names and titles should be indicated as well as any vacancies.	PDF	B-ID-6A-Org Chart
Organizational Documents	Each Eligible CDFI should include a copy of the Articles of Incorporation, By-Laws and any amendments thereto. Also included should be a copy of the most recent Certificate of Good Standing and, if applicable, the IRS 501(c)(3) determination letter.	PDF	B-ID-6B-Articles; B-ID-6B-Bylaws; B-ID-6B-Good Standing B-ID-6B-501c3
Management or Operating Agreement	If the Eligible CDFI is managed by a separate organization, provide a copy of the signed Management Agreement.	PDF	B-ID-6C-Management Agreement

Item	Discussion	Format	Naming Convention
<b>B-ID-6: Organizational Capacity</b>			
Key Management Analysis	No more than 5 page, single-sided narrative of the current management's ability to manage the organization through the funding, monitoring and collection of the loans being contemplated with the Bond Proceeds. Identify the management team and roles in relation to the Eligible CDFI's participation in the CDFI Bond Guarantee Program, including any relevant contingency plans.	Word	B-ID-6D-Management Discussion
Board of Directors Information	<p>An Excel chart of the Eligible CDFI's board of directors indicating:</p> <ul style="list-style-type: none"> <li>• Date the director was originally elected</li> <li>• Start date of director's most recent term</li> <li>• Date of current term expiration</li> <li>• Board committees or officer position</li> <li>• Director's current employer and position</li> <li>• Director's area of expertise</li> <li>• Director is/not independent of an affiliate entity</li> <li>• Plans to fill any current board vacancies or any upcoming vacancies/expiration in the next year.</li> </ul>	Excel	B-ID-6E-Board Listing

Item	Discussion	Format	Naming Convention
<b>B-ID-6: Organizational Capacity</b>			
Governance Narrative	<p>No more than 3 page, single-sided narrative describing whether the Board of Directors has:</p> <ul style="list-style-type: none"> <li>• Appropriate controls</li> <li>• Term limits</li> <li>• Documentation of deliberative processes</li> <li>• An appropriate balance between senior executives and the board chair</li> <li>• Duly constituted and appropriately separated committees</li> </ul>	PDF	B-ID-6F-Governance
Senior Managers' Biographies	<p>Resumes, job descriptions, and hire/ascension data of all senior managers, down to the manager or senior manager level, as appropriate, should be provided indicating date of hire and date of position accession. Indicate whether each senior manager has any outside employment or serves on other board memberships. Include contingencies, key manager insurance (i.e. insurance policies to protect against disruptions from the loss of a crucial senior manager), and any succession planning.</p>	PDF	B-ID-6G-Management Biographies
Employee Information	<p>A narrative discussion no more than three (3) pages of the Eligible CDFI's employee base, which should include a brief discussion of turnover rates, number of staff, average years of experience, average time at the organization, and training programs, if any. Include currently vacant or new unfilled positions.</p>	PDF	B-ID-6H-Employee Information
Independent Reports	<p>All independent reports, other than audited financial statements, within the last three years about the organization as a whole should be provided.</p> <p>Each report should have a separate file.</p>	PDF	B-ID-6I-Report Name where "Report Name" is the title of the report including the date of the report.

Item	Discussion	Format	Naming Convention
<b>B-ID-6: Organizational Capacity</b>			
Strategic Plan and Related Progress Reports	The Eligible CDFI's current strategic plan for a designated period should be submitted as well as the most recent report to the board of directors indicating progress of the CDFI to established goals contained in the plan. Indicate when the plan will next be reviewed and updated.	PDF	B-ID-6J-Strategic Plan
MIS Systems Report	A discussion of the Management Information Systems used to manage the Eligible CDFI should be submitted including a description of hard/software and how these support the organization. The discussion should address loan accounting, portfolio management, impact reporting, fundraising, project management, disaster recovery plans, and general ledger systems, as well as how the systems are integrated. Include a copy of the most recent IT audit, if available.	PDF	B-ID-6K-MIS

Item	Discussion	Format	Naming Convention
<b>B-ID-7: Policies and Procedures</b>			
Asset Liability Matching Policy	Submit a copy of the Asset-Liability Matching policy.	PDF	B-ID-7A-Asset-Liability Policy.
Loan Policies and Procedures	<p>The current loan policies and procedures as well as all appendices should be submitted as a single document.</p> <p>The submitted loan policies should address origination, underwriting, credit review approval, closing, documentation, portfolio monitoring, and loss mitigation including a sample internal portfolio management report.</p> <p>If not noted in the policies, a separate sheet should be included indicating how often the policies are reviewed, who reviews the policies, and when the policies will be reviewed next. If not included in the loan policies or any of the appendices, a discussion of the risk rating definition, charge-offs, and loan loss reserve methodology should be added.</p>	PDF	B-ID-7B-Loan Policies

Item	Discussion	Format	Naming Convention
<b>B-ID-8: Financial Statements</b>			
<p>Most Recent Three Years Audited Financial Statements and Management Letters</p>	<p>The three most recent audited financial statements should be submitted separately. Note the financial statements should be prepared by an independent accounting firm in accordance with generally accepted accounting principles. Also note that each year should be separate and include all notes to the audits and management letter for each year. If appropriate, the statement should include all consolidating schedules and/or any supplementary information. If a more recent audited financial statement becomes available during the application review period, the Qualified Issuer must notify the CDFI Fund in a timely manner and provide the updated information.</p>	<p>PDF</p>	<p>B-ID-8A-YYYY_MM_DD Audit” where the YYYY is the four-digit year of the statement, the MM is the two-digit month and the DD is the two-digit day. For example: “B-02-8a-2011_12_31 Audit”</p>

Item	Discussion	Format	Naming Convention
<b>B-ID-8: Financial Statements</b>			
Current Year-to-Date Financial Statements	<p>The current year-to-date financial statements should be provided and should include, at a minimum, the balance sheet and statement of activities (or income statement if appropriate), for the consolidated organization as well as consolidating schedules, if available.</p> <p>Interim financial information should be presented on a quarterly basis and include the most recent quarterly information, not more than 45days in the past, as appropriate. For example, if the application is submitted after November 15, the September 30 quarter end statement should be submitted. If the submission is made after February 15, the December 31 statement should be submitted. If a more recent interim statement becomes available during the application review period, the Qualified Issuer must notify the CDFI Fund in a timely manner and provide the updated information.</p>	PDF	B-ID-8B-YYYY_MM_DD Interim” where the YYYY is the four-digit year of the statement, the MM is the two-digit month and the DD is the two-digit day. For example: “B-02-8b-2012_09_30 Interim”.
Current Fiscal Year’s Approved Budget	The approved budget for the current fiscal year should be submitted. The budget should contain a comparison with actual operations (i.e. variance report).	Excel	B-ID-8C-YYYY Budget where the YYYY is the four-digit year of the statement.



Item	Discussion	Format	Naming Convention
<b>B-ID-8: Financial Statements</b>			
Three Year Operating Projection	Provide a projection for the operational budget of the organization for the next three years with and without the effects of funding from the Bond Guarantee Program. Indicate any assumptions underlying the operating projection, including the forecasted effects of funding from the Bond Guarantee Program. Note any projected adverse effects on current covenants financial or operational covenants described in Section 10e of the Secondary Capital Distribution Plan checklist (Covenant Compliance).	Excel	B-ID-8D-YYYY Projection where the YYYY is the four-digit beginning year of the statement.
(Regulator information) Insured Depository Institutions only	If the Applicant is an Insured Depository Institution, please indicate the identifying number by which the organization's call report or similar financial data can be retrieved from its Appropriate Federal Banking Agency or Appropriate State Agency.	PDF	B-ID-8E-Regulatory Agency

Item	Discussion	Format	Naming Convention
<b>B-ID-9: Loan Portfolio<sup>1</sup></b>			
Loan Portfolio Quality Report	<p>This report should show the last three years of portfolio performance reported by quarter, horizontally across from left (earliest) to right (latest).</p> <p>Vertically the rows will indicate:</p> <ul style="list-style-type: none"> <li>• Quarter end total loans outstanding</li> <li>• Number and dollar amount of loans funded in the quarter</li> <li>• Quarter end delinquency in number and dollars of loans ( by over 30, 60, and 90 days)</li> <li>• Delinquency percent of dollars (by over 30, 60, and 90 days)</li> <li>• Restructured loans not included in delinquency in terms of dollars and number of loans</li> <li>• Foreclosed property or other real estate owned on the balance sheet in terms of dollars and number</li> <li>• Number of loans charged off during the quarter</li> <li>• Dollar amount of loans charged off during the quarter</li> <li>• Percentage of loans charged off during the quarter in terms of dollars</li> <li>• Amount of recoveries during the quarter.</li> </ul>	Excel, see Table 1 for a sample format.	B-ID-9A-Portfolio Quality Report

---

<sup>1</sup> Items B-ID-9a through B-ID-9h should NOT be submitted as a single file with multiple tabs. The items should be submitted as independent files.

Item	Discussion	Format	Naming Convention
<b>B-ID-9: Loan Portfolio<sup>1</sup></b>			
Pipeline Report	<p>The Eligible CDFI should submit a current pipeline of loan applicants showing:</p> <ul style="list-style-type: none"> <li>• Borrower ID (if applicable)</li> <li>• Other debt with the Eligible CDFI</li> <li>• Project type</li> <li>• Proposed loan amount</li> <li>• Total project debt from all sources</li> <li>• Total project costs including soft costs</li> <li>• Estimated closing date</li> <li>• Projected debt service coverage</li> <li>• Collateral type (if applicable)</li> <li>• Collateral value</li> <li>• Valuation date</li> <li>• Indication of whether the loan is expected to be made as part of the CDFI Bond Guarantee Program.</li> </ul>	Excel file, see Table 2 for a sample format.	B-ID-9B-Pipeline

Item	Discussion	Format	Naming Convention
<b>B-ID-9: Loan Portfolio<sup>1</sup></b>			
Portfolio Listing	<p>The Eligible CDFI should submit a portfolio listing showing:</p> <ul style="list-style-type: none"> <li>• Loan Number</li> <li>• Borrower ID</li> <li>• Loan Type</li> <li>• Dollar and Percentage Outstanding Principal Balance</li> <li>• Unfunded Commitment</li> <li>• Total Commitment</li> <li>• Interest Rate</li> <li>• Borrowing Date</li> <li>• Disbursement Date</li> <li>• Maturity and Maturity Date</li> <li>• Principal Repayment Terms or Amortized Payment Amount</li> <li>• Delinquent Amount</li> <li>• Delinquency Date</li> <li>• Days Past Due</li> <li>• Security Status (Secured/Unsecured)</li> <li>• Security Position (first/senior position, subordinate position)</li> <li>• Risk Rating</li> </ul> <p>Include reports on portfolio yield and portfolio concentration including, but not limited to: individual borrowers, sectors, geography, asset classes, or other appropriate segmentation as appropriate. Indicate all borrowers whose combined loans total the lesser of \$1,000,000 or 5 percent of the organization's total portfolio.</p>	Excel file, see Table 3 for a sample format	B-ID-9C-Portfolio Listing

Item	Discussion	Format	Naming Convention
<b>B-ID-9: Loan Portfolio<sup>1</sup></b>			
Other Loan Assets Under Management (non-owned)	<p>A detailed listing of all loan portfolios that are managed but not owned (including those managed by affiliates) should be discussed in separate sections but be included as one document or file.</p> <p>The portfolio discussions should include what functions are managed by the Eligible CDFI; what contingent liability is present; how large the portfolio is in terms of both dollars and number of loans; how long the portfolio has been managed; what fees the Eligible CDFI earns for the management; and the entity on whose behalf the Eligible CDFI manages the portfolio.</p>	PDF	B-ID-9D-Managed Portfolios
Loan Products	<p>Provide a narrative, no more than 5 single-sided pages in length, of all loan products offered or anticipated to be offered within the next year. The discussion should include collateral required, loan-to-value requirements, amortization, length of term, range of rates and fees charged and intended borrower type or sector.</p>	PDF	B-ID-9E-Loan Products
Independent Loan Review Report	<p>The most recent portfolio review should be provided. The file should contain any management response to the review.</p>	PDF	B-ID-9F-Portfolio Review
Impact Report Case Studies	<p>Submit no more than a 3-page single-sided narrative of three examples where funding benefited a particular borrower. Discuss how impact and success in impacts are measured.</p>	PDF	B-ID-9G-Impact Case Studies

Item	Discussion	Format	Naming Convention
<b>B-ID-9: Loan Portfolio<sup>1</sup></b>			
Loan Portfolio by Risk Rating and Loan Loss Reserves	<p>Provide a breakdown of the portfolio by risk rating for the last two year ends as well as the most recent quarter. Include a description of risk ratings used, numerical rating (if applicable), number and dollar amount of loans in each risk rating, percent and total loan loss reserve.</p> <p>Include a comparison of calculated loan loss reserves and the actual loan loss reserve for the last two year ends and most recent quarter. Indicate how the loan loss reserves are calculated.</p>	Excel file	B-ID-9H-Risk Ratings
Cumulative financing transactions	If not available from the preceding documents, provide information indicating that the Eligible CDFI has engaged in financing transactions in the previous three years with a cumulative value equal to the amount of the proposed Bond Loan (minimum amount of \$10 million)	Excel file	B-ID-9I-Cumulative transactions

Item	Discussion	Format	Naming Convention
<b>B-ID-10: Funding Sources and Capitalization</b>			
Current Grant Information	<p>The Eligible CDFI should submit a chart showing a list of grantors providing more than 10 percent of total grant funding or more than \$100,000, whichever is less.</p> <p>The chart should show the name or other identifying characteristic, the amount of the current year's grant, previous grants from the same source over the prior three years (itemized by year), key terms, covenants and restrictions, and any projected grants from the source.</p>	Excel	B-ID-10A-Grant Information

Item	Discussion	Format	Naming Convention
<b>B-ID-10: Funding Sources and Capitalization</b>			
Funding Projections	Provide a chart showing Projected Grant Funding for the next three years indicating the source of the grant (or other identifying characteristic that can be tied to 9a above if appropriate), the amount of the grant, the required use of the grant if any, and the estimated likelihood of receiving that grant.	Excel	B-ID-10B-Projected Funding
Credit Enhancements	<p>Provide a document describing any current or future committed Credit Enhancements provided to the Eligible CDFI by a third party. Include for each Credit Enhancement the following information, as relevant:</p> <ul style="list-style-type: none"> <li>• Provider of Credit Enhancement</li> <li>• Amount of Credit Enhancement, term and any specific conditions (maturity, expiration, or renewal options)</li> <li>• Indicate any limiting conditions or revocability of the Credit Enhancement</li> <li>• Relevant terms and language to clarify the exact nature of the Credit Enhancement.</li> </ul> <p>In addition to specific guarantees, items falling under this category can include forgivable debt, grants, other miscellaneous enhancements.</p>	Word	B-ID-10C-Credit Enhancements

Item	Discussion	Format	Naming Convention
<b>B-ID-10: Funding Sources and Capitalization</b>			
Historical Investor Renewal Rate	Provide information on the historical lender/investor renewal rates for the Eligible CDFI to include, annual loan/investment dollars and the historical percentage of renewals by lender/investor. (e.g., Eligible CDFI renewed \$5 million last year and has a lender/investor renewal rate of 80 percent). Figures should be provided for both the historical average and the most recent year.	Excel	B-ID-10D-Investor Renewal Rate
Covenant Compliance	<p>A listing of all financial and operating performance covenants with an indication of actual versus prescribed levels for the past three (3) years. Please indicate the components and terms of all covenants, including unique calculations or carve-outs. Any violations of covenants should be accompanied by a discussion of remediation actions and waivers if provided.</p> <p>Any covenant defaults should be accompanied by a discussion of remediation actions and waivers if provided.</p> <p>A review of the covenants should also be made to ensure that any funding under the CDFI Bond Guarantee Program does not violate any covenant that is currently in compliance and noted when appropriate.</p>	Excel	B-ID-10E-Covenant Compliance



Item	Discussion	Format	Naming Convention
<b>B-ID-10: Funding Sources and Capitalization</b>			
Off-Balance Sheet Contingencies	A report for the past three (3) years showing all off-balance sheet contingencies. For current contingencies, including the amount and an estimate of the chances for the contingency resulting in a formal liability. Provide a brief narrative of the status of any current contingencies.	Excel	B-ID-10F-Contingencies
Earned Revenues	List the sources, dollar value, and percentage of the applicant's earned revenues for the past three (3) years.	Excel	B-ID-10G-Revenue Discussion
Debt Capital Statistics	<p>Submit a document listing the calculation of weighted average term of the debt capital and weighted average interest rate. Include information on:</p> <ul style="list-style-type: none"> <li>• Lender</li> <li>• Amount</li> <li>• Interest Rate</li> <li>• Term</li> <li>• Percentage of total capital and overall weighted average cost of capital</li> <li>• Balloon payments.</li> </ul>	Excel	B-ID-10H-Debt Statistics

### 3.0 Appendix: Selected Chart Formatting

The following tables represent sample information reporting templates for the Guarantee Application.

**Table 1: Portfolio Quality Report Format**

	<b>Loans Carried on the Balance Sheet</b>	<b>Q1<sup>2</sup></b>	<b>Q2</b>	<b>Q3</b>	<b>Q4</b>	<b>Q5</b>	<b>Q6</b>	<b>Q7</b>	<b>Q8</b>	<b>Q9</b>	<b>Q10</b>	<b>Q11</b>	<b>Q12</b>
1	Period End Portfolio Balance	\$	\$	\$	\$	\$	\$	\$	\$	\$	\$	\$	\$
2	Number of Loans Made	#	#	#	#	#	#	#	#	#	#	#	#
3	Dollar Amount of New Loans Made	\$	\$	\$	\$	\$	\$	\$	\$	\$	\$	\$	\$
4	Delinquency \$ (over 30 days)	\$	\$	\$	\$	\$	\$	\$	\$	\$	\$	\$	\$
5	Delinquency # (over 30 days)	#	#	#	#	#	#	#	#	#	#	#	#
6	Delinquency \$ (over 90 days)	\$	\$	\$	\$	\$	\$	\$	\$	\$	\$	\$	\$
7	Delinquency # (over 90 days)	#	#	#	#	#	#	#	#	#	#	#	#
8	Delinquency % based on \$ (line 6/line 1)	%	%	%	%	%	%	%	%	%	%	%	%
9	Restructured Loans not included in delinquency figures (\$)	\$	\$	\$	\$	\$	\$	\$	\$	\$	\$	\$	\$
10	Restructured Loans not included in delinquency figures (#)	#	#	#	#	#	#	#	#	#	#	#	#
11	Foreclosed and Owned Real Estate Properties (\$)	\$	\$	\$	\$	\$	\$	\$	\$	\$	\$	\$	\$
12	Foreclosed and Owned Real Estate Properties (#)	#	#	#	#	#	#	#	#	#	#	#	#
13	Total Nonperforming Assets (sum of lines 6, 9, and 11)	\$	\$	\$	\$	\$	\$	\$	\$	\$	\$	\$	\$
14	Loans Charged Off During Quarter (#)	#	#	#	#	#	#	#	#	#	#	#	#
15	Loans Charged Off During Quarter (\$)	\$	\$	\$	\$	\$	\$	\$	\$	\$	\$	\$	\$
16	Charge Off % based on \$ (line 14 / line 1)	%	%	%	%	%	%	%	%	%	%	%	%
17	Amount Recovered on Previously Charged Off Loans	\$	\$	\$	\$	\$	\$	\$	\$	\$	\$	\$	\$

---

<sup>2</sup> The Q1 through Q12 designations should be replaced with actual quarter end dates.

**Table 2: Pipeline Report**

Borrower ID	Other Debt Held with Eligible CDFI	Project Type	Proposed Loan Amount	Total Project Debt	Total Project Cost	Estimated Closing Date	Projected Debt Service Coverage (DSC)	Collateral Type	Collateral Value	Valuation Date	Source of Value Estimate	Bond Guarantee Program Funded

**Table 3: Loan Portfolio Listing format**

Loan ID	Borrower ID	Loan Type	Outstanding Balance (\$)	Outstanding Balance (%)	Unfunded Commitment	Total Commitment	Interest Rate	Borrowing Date	Maturity Date	Maturity	Principal Repayment Terms/Amortized Payment Amount	Delinquent Amount (\$)	Delinquency Date	Days Past Due	Security Status	Risk Rating